

A guide to

# Uppingham School's 'Future Parent' Portal

UPPINGHAM

# Contents

<b>Section</b>	<b>Page</b>
Introduction to Uppnet	3
Home Page	4
Admissions Information	5
My Admissions	6
Your Child Section	7
News	8
Further Access	9

## Introduction to Uppnet

The School's intranet – known as Uppnet – gives parents, pupils and staff access to a wealth of information from the School, and both you and your child will use it frequently during their time here.

Our 'Future Parent' Portal allows you to access all the information you need about your child's admission in one convenient online hub. If you require any further assistance, please contact [admissions@uppingham.co.uk](mailto:admissions@uppingham.co.uk)

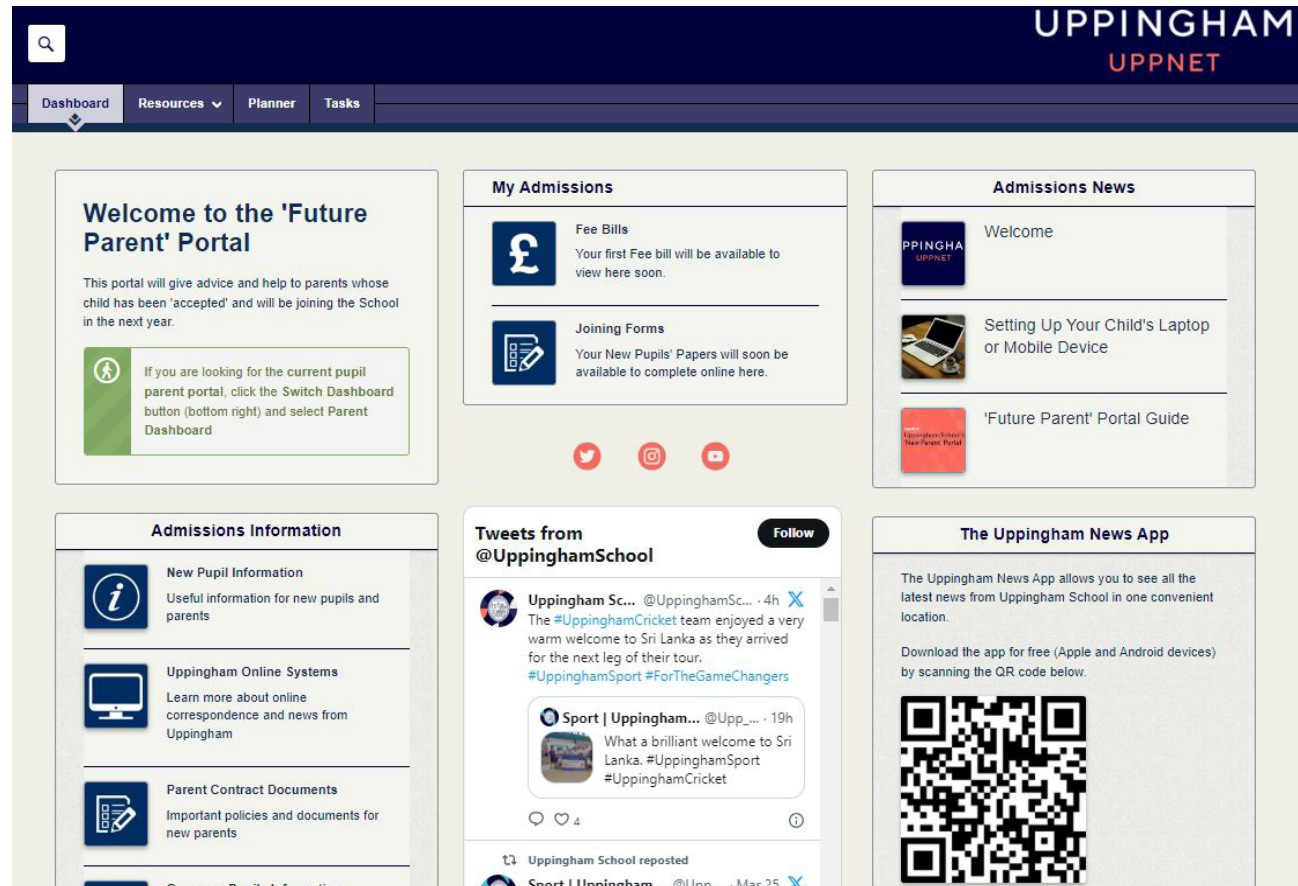
When you are first given access to our 'Future Parent' Portal, the information available to you will be focused on your child's admission to the School. You will be given access to more information in the Portal closer to your child's first day, ensuring both you and your child feel prepared for starting at Uppingham in the new term.

# Home Page

Once you have logged in to the 'Future Parent' Portal, you will be taken to the [Home Page](#). This is the easiest way to navigate [Uppnet](#) and get all the information from our Admissions Department that you may need.

You can return to the [Home Page](#) from any other location within [Uppnet](#) by clicking on [Dashboard](#) towards the top of the page.

If you already have a child currently attending Uppingham School, you will automatically be taken to the Current Parent Portal when you log in. To change which version you see, simply click [Switch Dashboard](#) in the bottom right-hand corner, and then select [Future Parent Dashboard](#) from the drop-down menu.



# Admissions Information



Admissions Information	
	<b>New Pupil Information</b> Useful information for new pupils and parents
	<b>Uppingham Online Systems</b> Learn more about online correspondence and news from Uppingham
	<b>Parent Contract Documents</b> Important policies and documents for new parents
	<b>Overseas Pupils Information</b> Information on Visa requirements of overseas pupils
	<b>Uppingham School Dress Code</b> Dress Codes for Lower School and Sixth Form
	<b>School Rules</b> A complete list of the School's rules for pupils

On the left of the [Home Page](#), you will find the [Admissions Information](#) section. This gives you quick access to all the information, documents and details you will need ahead of your child joining the School.

This includes [New Pupil Information](#), such as the New Pupil Handbook and School Dress Code, helpful guides to the [Online Systems](#) that Uppingham uses to keep parents informed, copies of the [Parent Contract Documents](#) and useful [Overseas Pupils Information](#).

PDF documents available in these areas can also be downloaded to your device should you wish to retain them for your records.

# My Admissions

In the My Admissions section, you can access your first Fee Bill and the Joining Forms you will need to complete as part of the admissions process.

*Please note: Your first Fee Bill may not yet be accessible when you are first given access to the Portal. You will be notified by email when this is ready for you to view.*

*The Joining Forms will also be made available by our Admissions Department after you have been given access to the Portal. When these are ready for you to complete, you will be notified by email.*

### My Admissions

---

**Fee Bills**

Your first Fee bill will be available to view here soon.

---

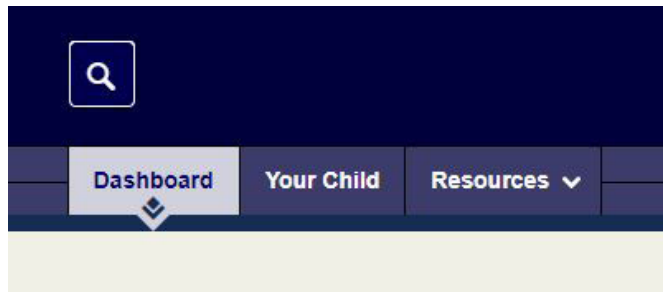
**Joining Forms**

Your New Pupils' Papers will soon be available to complete online here.

## Your Child Section

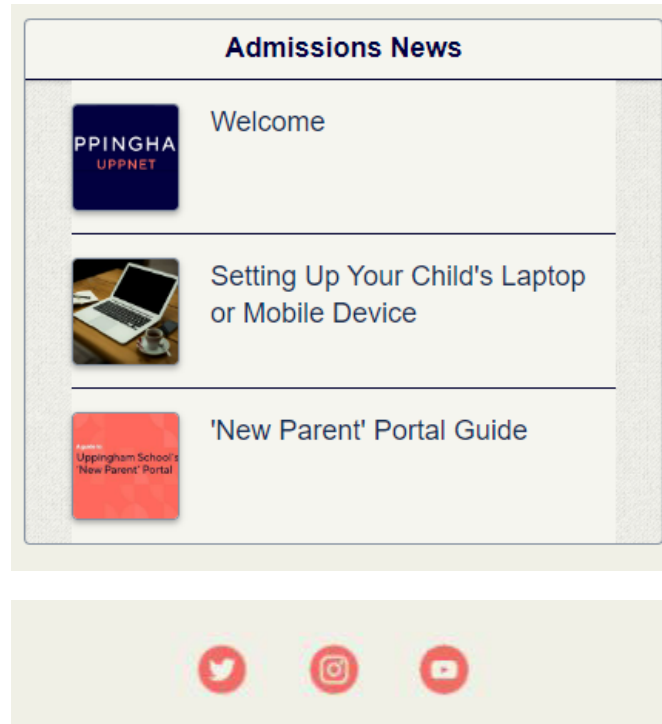
At the top of the page, you will notice a section entitled 'Your Child'. If you have other children who are already attending the School, clicking this section will take you to their details within the 'Current Parent' Portal.

If you do not have any children currently attending Uppingham, you will not be able to access any information by clicking this section at the present time. This will be updated closer to your child's first day.



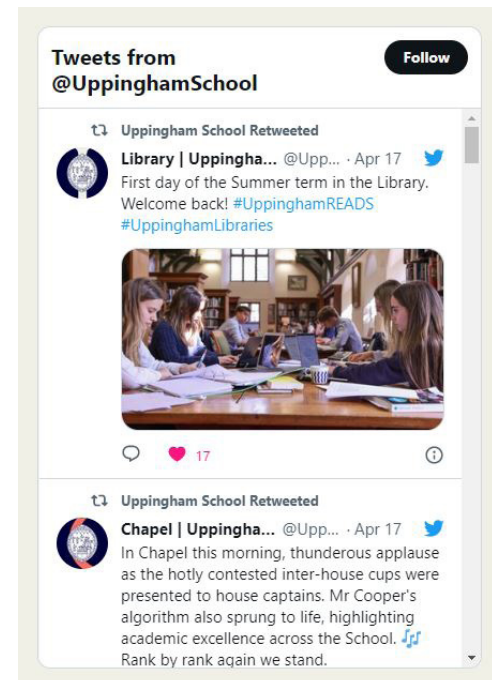
# News

[Admissions News](#) gives you the latest information from our Admissions Department.



The live [Twitter feed](#) will show you an up-to-date view of the School's latest news shared on our Twitter account @UppinghamSchool.

You will also find a QR code on this page, which will enable you to download the [Uppingham News App](#). This free app allows you to see all the latest news from Uppingham School in one convenient location.





## Further Access

Closer to your child's first day at Uppingham, we will get in touch with you again to notify you of any changes or updates to your access within the 'Future Parent' portal.

After this stage, you will then be given access to our ['Current Parent' Portal](#).

Uppingham School  
Uppingham, Rutland LE15 9QE  
United Kingdom

+44 (0)1572 822216  
[www.uppingham.co.uk](http://www.uppingham.co.uk)

**UPPINGHAM**